



Postsecondary Feedback Report



Last updated: March 2023

ENROLLMENT &
EMPLOYMENT OUTCOMES

DEMOGRAPHIC
EMPLOYMENT OUTCOMES

COMPLETION &
TRANSFER OUTCOMES

TECHNICAL NOTES

This dashboard is powered by the Kentucky Center for Statistics. Those using screen readers may need to click the enter key to select options in filters. This dashboard is best viewed on a desktop computer. If you have any questions regarding accessibility, please contact kystats@ky.gov.

Technical documentation can be found in PDF form here:

https://bit.ly/psfr_pdf

An alternative, accessible format in Excel is available for download here:

https://bit.ly/psfr_data

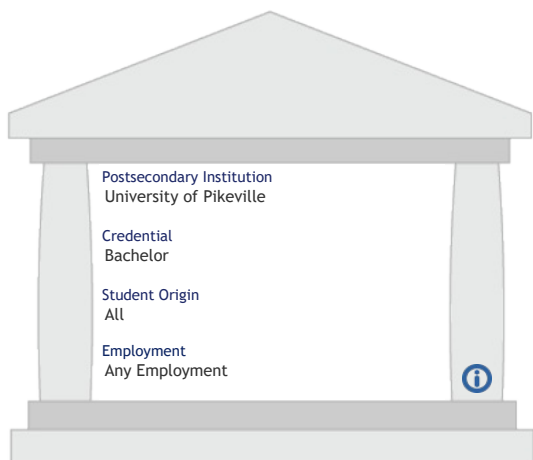
Enrollment and Employment Outcomes

The **Postsecondary Feedback Report (PSFR)** is a dynamic tool that allows users to explore the connection between employment outcomes associated with graduates of different majors and credential levels at Kentucky postsecondary institutions. This dashboard details 42 of Kentucky's public (4-year and 2-year) and private (4-year) institutions. Hovering over an info button will give more details about a chart. Filtering is done by selecting an institution and/or credential level on the left, or clicking a major icon below.

Student Origins for AY 2022

*Only postsecondary institution filter applicable.

**High school students enrolled in dual credit are excluded.



\$31,515

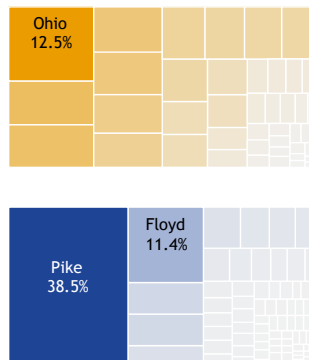
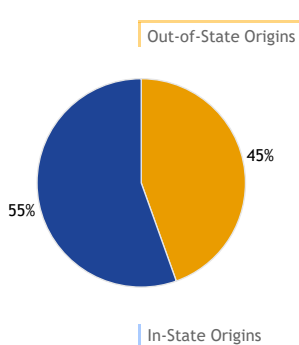
3 years after graduation
(median)

50.0%

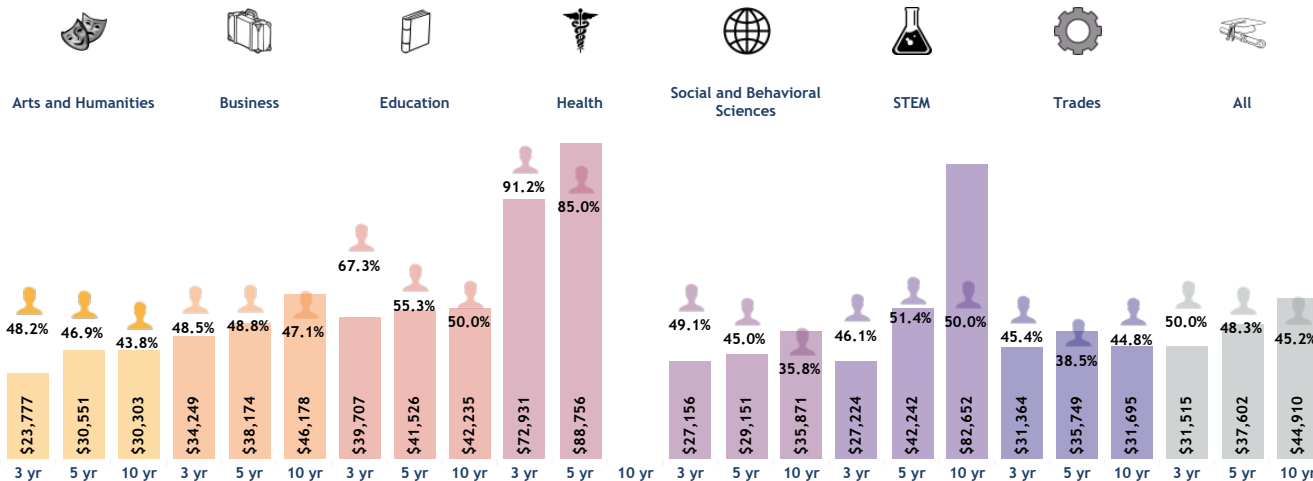
employed in Kentucky 3
years after graduation

\$13,396

difference in wages 3 to
10 years out



Longitudinal Employment Outcomes for Graduates



5-Year Employment Outcomes by Major:

All

This scatterplot displays all specific majors across all credential levels. Users can narrow the selection with the filter above this chart. All prior filters will change the chart.

